

# CPH 30 EXTENDABLE

PRODUCT FACT SHEET



## CPH 30 EXTENDABLE

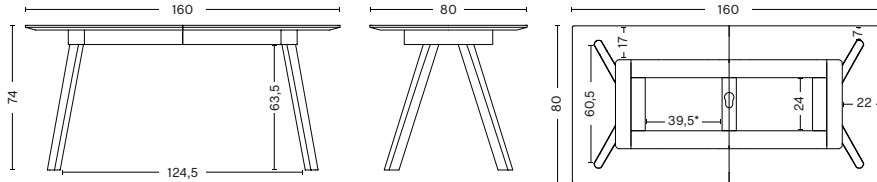
DESIGN BY RONAN & ERWAN BOUROULLEC, 2019

Part of the Copenhagen range designed by Ronan and Erwan Bouroullec, the CPH30 Extendable shares the same characteristic angled legs and strong identity that are consistent with the rest of the collection, yet its extendable design sets it apart. Supplementary extension leaves can easily be inserted into the table's central sliding mechanism, allowing the table to be extended to the required length. The table frame comes in a variety of sizes, wood types and finishes, with the tabletops offered in different materials and finishes. The CPH 30 Extendable's versatile design and flexible length makes it suitable for offices and public contexts, as well as workspace or dining solutions in home environments.

### HIGHLIGHTS

- Multi-functional family of tables in different shapes, sizes, materials and colours.
- Variability of veneer, laminate and linoleum colours and frame finishes.
- Supplementary extension leaves in different colours.
- Sliding mechanism allows flexible length.
- The table is available as round table with three legs (CPH 20), round table with four legs (CPH 25) and rectangular table (CPH 30).
- The series also includes desks (CPH 10, CPH 90, CPH 190).
- Suitable for a wide variety of private and public environments.
- Qualified for contract use.

### DIMENSIONS

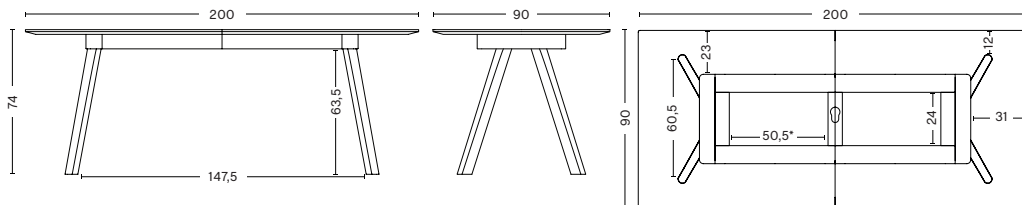


LENGTH / 160/310 CM / 2.99"/122.05"

WIDTH / 80 CM / 31.5"

HEIGHT / 74 CM / 29.13"

Max. 3 leaves in size 50x80 cm

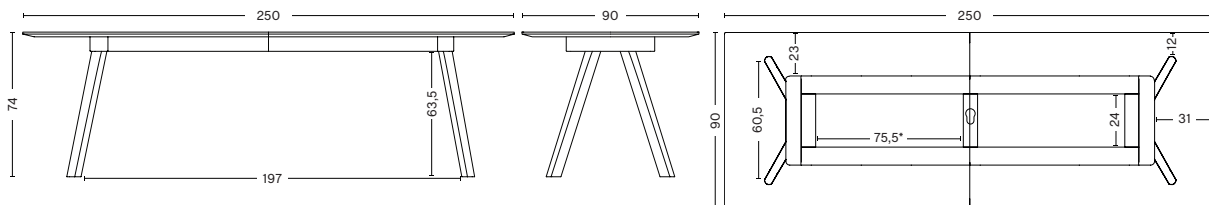


LENGTH / 200/400 CM / 78.74"/157.48"

WIDTH / 90 CM / 35.43"

HEIGHT / 74 CM / 29.13"

Max. 4 leaves in size 50x90 cm



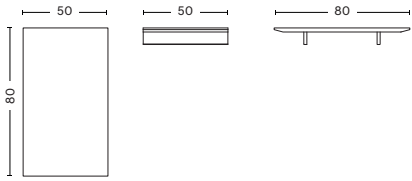
LENGTH / 250/450 CM / 98.43" / 177.17"

WIDTH / 90 CM / 35.43"

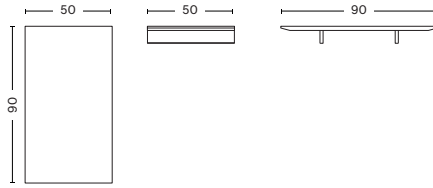
HEIGHT / 74 CM / 29.13"

Max. 4 leaves in size 50x90 cm

## LEAF DIMENSIONS



LENGTH / 50 cm / 19.69"  
WIDTH / 80 cm / 31.5"



LENGTH / 50 cm / 19.69"  
WIDTH / 90 cm / 35.43"

## SUPPORT LEG DIMENSIONS



DIAMETER 4,5 cm / 1.77"  
HEIGHT 66 cm / 25.98"  
To be used when adding 3 or 4 leaves

## MATERIALS

### TABLETOP

24 mm plywood tabletop with laminate, linoleum or veneer in different finishes. Bevelled edge. Tabletop edge matches frame finish. 1 mm laminate or 2 mm linoleum. Please note tabletop crossbar matches table frame.

### FRAME

Slanted, solid wooden legs featuring non-visible integrated screw-in adjustable feet that can be extended up to 12 mm to make the table level on uneven surfaces.

### LEAF

24 mm plywood beech with laminate or linoleum. Crossbar in 18 mm solid oak. Table leaves are available in 2 sizes.

### SUPPORT LEG

Solid beech wood with black water based lacquer. Featuring adjustable glider.

## CONSTRUCTION

The tabletop has a pre-mounted aluminum slide mechanism with lock and solid oak wood crossbars. It rests upon two sets of angled solid oak wood legs, which needs to be mounted to the tabletop. The tabletop has threaded inserts for easy attachment and disassembly with machine screws. A suppt leg is available in black painted solid beech, which is required when adding three or four extension leaves. The leg is inserted into a steel keyhole bracket on the slide mechanism.


































## COUNTRY OF ORIGIN

Denmark

COLOUR & FINISH




























Please note that the colour codes are indicative.

L160 x W80 x H74 CM

TABLETOP		FRAME	BLACK WATER-BASED LACQUERED OAK	WATER-BASED LACQUERED OAK	SOAPED OAK
			 RAL 9005		
	BLACK LINOLEUM FORBO NERO 4023				
	GREEN LINOLEUM FORBO CONIFER 4174				
	GREY LINOLEUM FORBO ASH 4132				
	OFF WHITE LINOLEUM FORBO MUSHROOM 4176				
	 WHITE LAMINATE FORMICA F3091				
	 BLACK WATER-BASED LACQUERED OAK VENEER RAL 9005				
	 WATER-BASED LACQUERED OAK VENEER				

- CPH 30 EXTENDABLE -






























L200 x W90 x H74 CM / L250 x W90 x H74 CM

		FRAME				
			BLACK WATER-BASED LACQUERED OAK	WATER-BASED LACQUERED OAK	SOAPED OAK	WATER-BASED LACQUERED WALNUT
TABLETOP			 RAL 9005			
	BLACK LINOLEUM FORBO NERO 4023		•	•	•	
	GREEN LINOLEUM FORBO CONIFER 4174			•	•	
	BURGUNDY LINOLEUM FORBO BURGUNDY 4154					•
	GREY LINOLEUM FORBO ASH 4132			•	•	
	PEBBLE GREY LINOLEUM FORBO PEBBLE 4175					•
	DARK GREY LINOLEUM FORBO CHARCOAL 4166					•
	OFF WHITE LINOLEUM* FORBO MUSHROOM 4176			•	•	•
 	WHITE LAMINATE FORMICA F3091			•	•	
 	BLACK WATER-BASED LACQUERED OAK VENEER RAL 9005		•			
 	WATER-BASED LACQUERED OAK VENEER			•		
 	WATER-BASED LACQUERED WALNUT VENEER					•

\*Nordic Swan Ecolabel does not apply to walnut frame.

LEAF COLOUR & FINISH

Please note that the colour codes are indicative.

<div>CROSSBAR &amp; EDGE</div> <div>LEAF TOP</div>		BLACK WATER-BASED LACQUERED OAK	WATER-BASED LACQUERED OAK	SOAPED OAK	WATER-BASED LACQUERED WALNUT
		 RAL 9005			
	BLACK LINOLEUM FORBO NERO 4023				
	BURGUNDY LINOLEUM FORBO BURGUNDY 4154				
	GREY LINOLEUM FORBO ASH 4132				
	PEBBLE GREY LINOLEUM FORBO PEBBLE 4175				
	DARK GREY LINOLEUM FORBO CHARCOAL 4166				
	OFF WHITE LINOLEUM* FORBO MUSHROOM 4176				
 	WHITE LAMINATE FORMICA F3091				

\*Nordic Swan Ecolabel does not apply to walnut frame.

## SUSTAINABILITY

HAY focuses on developing long-lasting products that minimise our environmental impact. We optimise the use of sustainable materials such as recycled materials, FSC-certified wood and water-based lacquer, with a growing number of eco-certified products. We have strict regulatory requirements, and the majority of our products are tested to comply with international standards for strength, durability and safety.

[LINK TO ENVIRONMENTAL PROFILE](#)

## CERTIFICATES



### FSC™ LABEL MIX

Made from FSC™-certified wood and other controlled materials.  
Applies to laminate- or veneer tabletops.



### EU ECOLABEL

Applies to laminate- or veneer tabletops.



### NORDIC SWAN ECOLABEL

Applies to linoleum tabletops.  
Does not apply to walnut frame.

## TESTS

### EN 15372: 2016

Furniture – Strength, durability and safety –  
Requirements for non-domestic tables. L3:  
Severe use.

### EN 1729 FURNITURE

– Chairs and tables for educational institutions –  
Part 1: Functional dimensions. Tested according to table A.1 clauses 1-6.  
Part 2: Safety requirements and test methods.  
Loading according to EN 1729-2: 2012 size 7, (Brown). Clauses 4, 6.

## WARRANTY

HAY provides a 5-year product warranty. Spare parts are available throughout the 5-year warranty period.  
Please contact the HAY sales team for further information about the warranty terms and conditions.

## CARE & MAINTENANCE

Our Care & Maintenance offers guidance for optimal maintenance of your HAY product. It includes advice and instructions on cleaning and caring for specific materials to prolong the life of your furniture. Find the guide at [hay.com](http://hay.com).

[LINK TO CARE & MAINTENANCE](#)

## RECYCLING & DISASSEMBLY

The furniture is designed to be a long-lasting furniture made to last for many years. The furniture is 100% recyclable and all parts can be fully separated and recycled. All parts can be delivered to a suitable recycling facility.

[LINK TO DISASSEMBLY INSTRUCTION MANUAL](#)

## DOWNLOADS

Packshots and lifestyle photos, 2D / 3D files, care and maintenance, instructions, test certificates, product fact sheets, and product presentations are available in our Image Bank at [hay.com](http://hay.com).

[LINK TO IMAGE BANK](#)